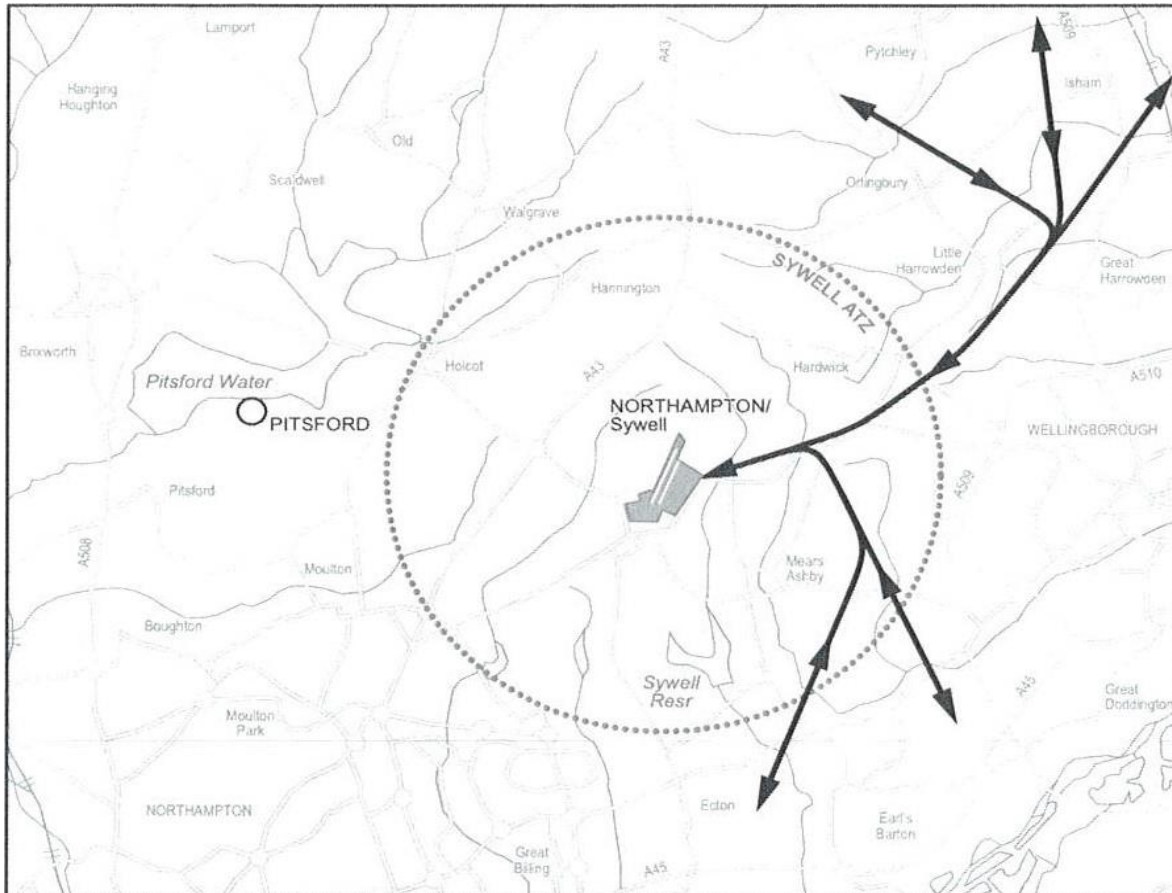


# CIX Aero Expo – Helicopter NOTAM

## Contents

Helicopter arrivals and departures chart .....	1
Arrivals .....	1
Departures .....	2
Appendix 1 - Restricted Area (Temporary) RA (T) .....	3
Appendix 2 Event airfield plate .....	4

## Helicopter arrivals and departures chart



## Arrivals

1. MONITOR Sywell Radio on 122.705 MHz for aerodrome details, no radio call required.
2. All arrivals/departures to route in/out via Heli East towards the Eastern Aerodrome boundary avoiding all villages and fixed wing patterns.
3. Arrivals not above 500ft QFE, beware of departures climbing to 1000ft QFE within the RA(T).
4. At Heli East, make an RTF call "Helicopter type, full registration, Heli East QFE xxxx"
5. Arrivals make an approach to the Eastern boundary south of the northern windsock. Do not infringe the 21 L (Grass) approach or 03R (Grass) climb out.
6. Park in a row adjacent to the aerodrome boundary hedgerow,
7. Ensure adequate rotor separation.

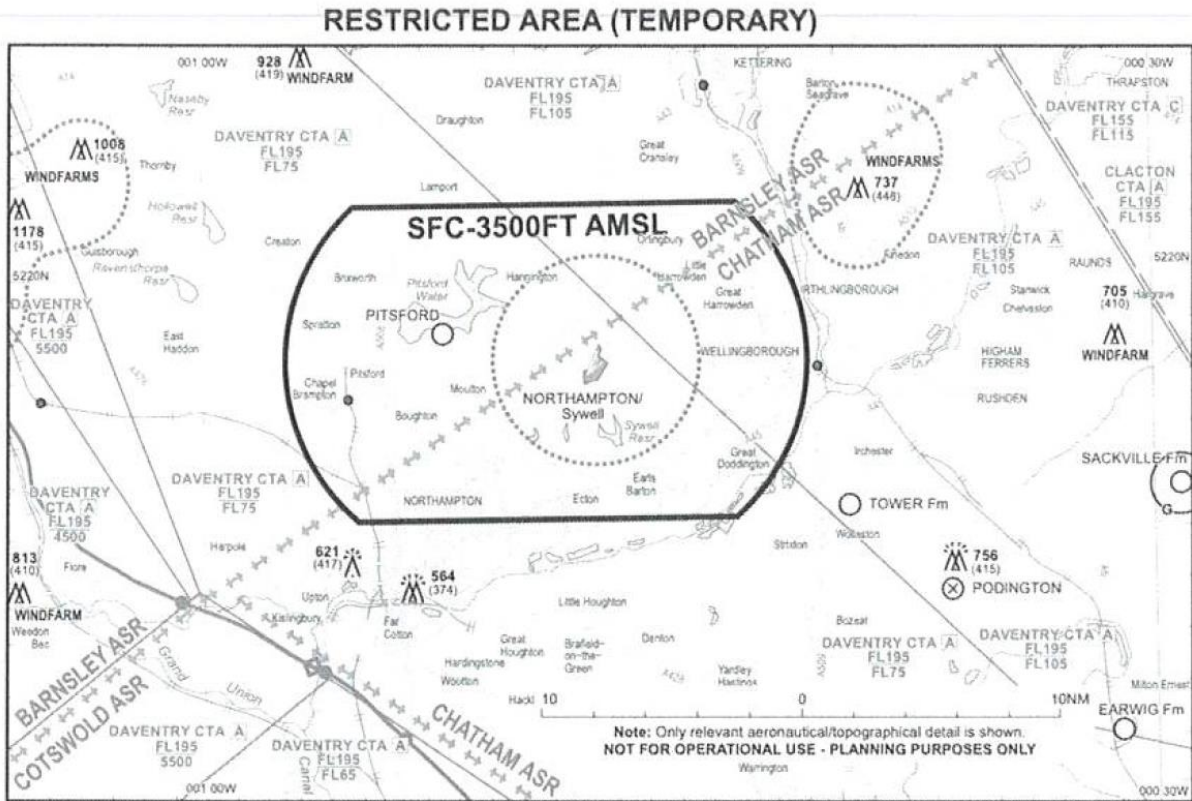
# CIX Aero Expo – Helicopter NOTAM

## Departures

1. Start with caution monitoring Sywell Radio on 122.705 MHz.
2. When ready for departure, make an RTF call "Helicopter type, full callsign, ready for departure Heli East, QNH xxxx"
3. Depart climbing to 1000ft QFE with caution, beware of inbound helicopters not above 500ft QFE. 1.When clear of the RA(T) continue en-route.

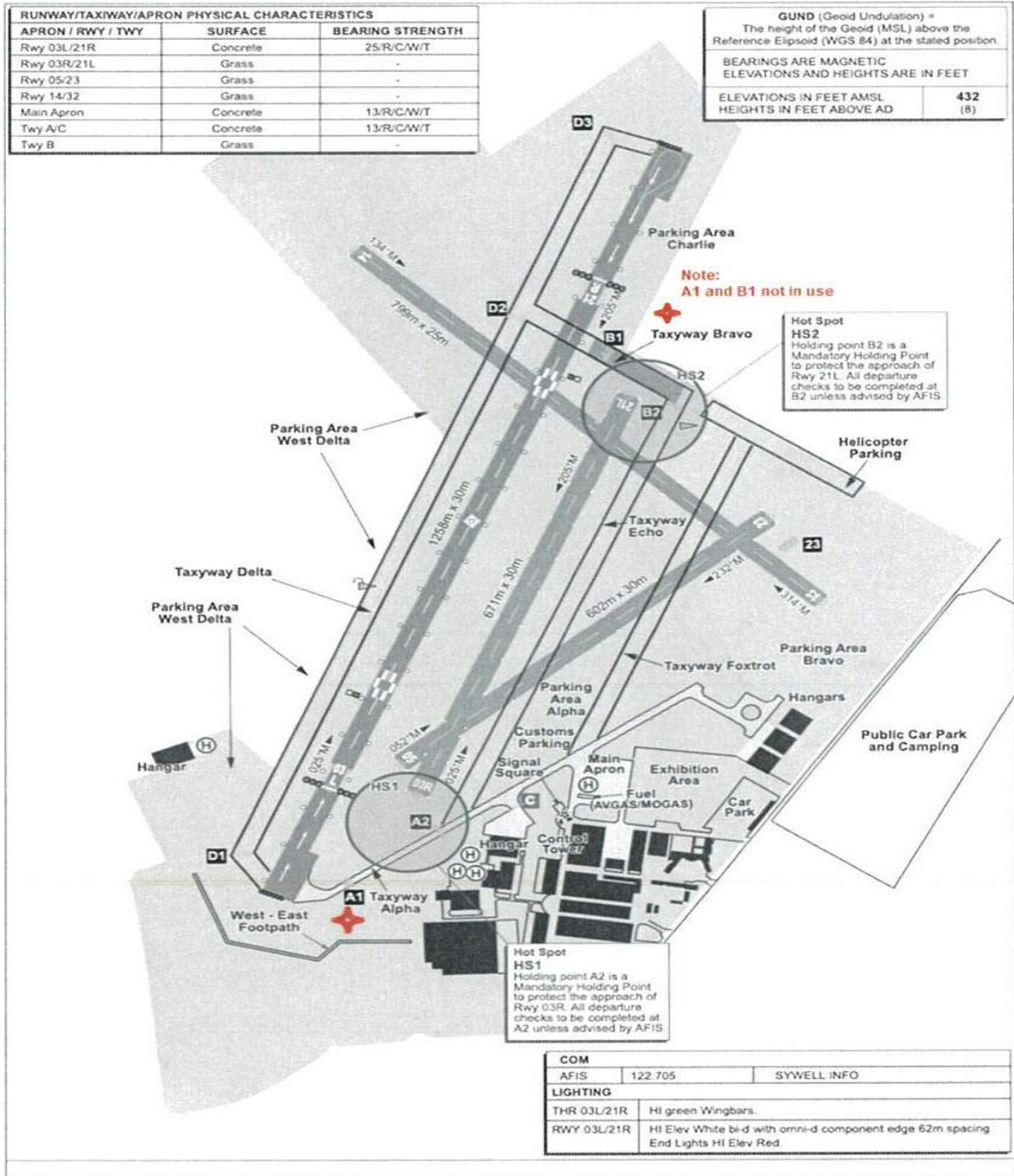
# CIX Aero Expo – Helicopter NOTAM

## Appendix 1- Restricted Area (Temporary) RA (T)



# CIX Aero Expo – Helicopter NOTAM

## Appendix 2 Event airfield plate



2021/62 LAA Rally Northampton Sywell - APPENDIX F